CE

HYVA CRANE HC SERIES

MODELS	LIFTING MOMENT	MAX VERTICAL REACH	SLEWING ANGLE	SLEWING TIME	MAX WORKING HEEL	WORKING PRESSURE	CRANE WEIGHT WITHOUT STABILIZERS	OIL TANK CAPACITY	OIL FLOW	DIMENSIONS
	tm	m	°	s/180°	°	bar	kg	l	l/min	mm B x h x S
	HYD	MAN.								
HC901 E1	9,8	9,2	14,8	403	15	3	250	1195	70	30	2290X2330X70
HC901 E2	-	11,1	16,8	403	15	3	250	1290	70	30	2290X2330X70
HC901 E3	-	13,0	16,8	403	15	3	250	1380	70	30	2300X2330X70
HC901 E4	-	14,8	16,8	403	15	3	235	1470	70	30	2300X2330X750
HC901 E3 J3	-	17,8	19,2	403	15	3	245	1600	70	30	2300X2330X820
HC151 E1	14,0	9,7	15,9	403	22	3	295	1405	70	35	2490X2380X750
HC151 E2	-	11,7	18,0	403	22	3	295	1545	70	35	2490X2380X750
HC151 E3	-	13,8	20,0	403	22	3	295	1660	70	35	2490X2380X750
HC151 E4	-	15,9	22,0	403	22	3	295	1775	70	35	2490X2380X750
HC151 E5	-	18,0	22,0	403	22	3	305	1860	70	35	2490X2380X835
HC151 E6 J1	-	20,7	22,1	403	22	3	305	2005	70	35	2490X2300X940
HC181X E1	16,0	10,5	18,3	400	22	3	310	1755	100	40	2500X2300X915
HC181X E2	-	12,1	18,3	400	22	3	310	1900	100	40	2500X2300X915
HC181X E3	-	14,1	20,2	400	22	3	310	2040	100	40	2500X2300X915
HC181X E4	-	16,2	22,3	400	22	3	310	2160	100	40	2500X2300X915
HC181X E5	-	18,3	24,3	400	22	3	310	2270	100	40	2500X2300X1020
HC181X E6	-	20,2	24,3	400	22	3	310	2365	100	40	2500X2300X1020
HC181X E3 J3	-	21,5	23,0	400	22	3	310	2500	100	40	2500X2400X1100
HC181X E4 J2	-	21,9	25,3	400	22	3	310	2575	100	40	2510X2450X1100
HC181X E4 J3	-	23,6	25,3	400	22	3	310	2630	100	40	2510X2450X1100
HC221X E1	19,8	10,0	-	400	30	3	300	2140	130	38	2520X2300X1040
HC221X E2	-	11,9	-	400	30	3	300	2290	130	38	2520X2300X1040
HC221X E3	-	13,8	19,9	400	30	3	300	2440	130	38	2520X2300X1040
HC221X E4	-	15,8	21,9	400	30	3	300	2580	130	38	2520X2300X1040
HC221X E5	-	17,8	24,1	400	30	3	300	2700	130	38	2520X2300X1040
HC221X E6	-	19,9	26,2	400	30	3	300	2820	130	38	2520X2300X1040
HC221X E7	-	22,0	26,2	400	30	3	300	2920	130	38	2520X2300X1100
HC221X E8	-	24,1	26,2	400	30	3	300	3010	130	38	2520X2300X1100
HC221X E4 J3	-	23,9	27,5	400	30	3	300	3180	130	38	2520X2565X1150
HC221X E6 J2	-	25,6	27,6	400	30	3	300	3320	130	38	2520X2450X1150
HC241 E1	21,4	9,9	-	387	22	4	325	2210	130	38	2480x2330x1005
HC241 E2	-	11,8	-	387	22	4	325	2360	130	38	2480x2330x1016
HC241 E3	-	13,8	19,9	387	22	4	325	2510	130	38	2480x2330x1016
HC241 E4	-	15,7	22,0	387	22	4	325	2650	130	38	2480x2330x1016
HC241 E5	-	17,8	24,1	387	22	4	325	2770	130	38	2480x2330x1016
HC241 E6	-	19,9	26,2	387	22	4	325	2890	130	38	2480x2330x1016
HC241 E7	-	22,0	26,2	387	22	4	325	2990	130	38	2480x2330x1095
HC241 E8	-	24,1	26,2	387	22	4	325	3090	130	38	2480x2330x1095
HC241 E4 J2	-	22,1	27,5	387	22	4	325	3160	130	38	2480x2615x1140
HC241 E4 J3	-	23,9	27,6	387	22	4	325	3250	130	38	2480x2615x1140
HC241 E6 J2	-	25,4	27,0	387	22	4	325	3190	130	38	2480x2499x1140
HC291 E2	27,3	11,9	18,1	425	22	4	325	2635	180	50	2510x2350x1010
HC291 E3	-	13,8	20,2	425	22	4	325	2795	180	50	2510x2350x1010
HC291 E4	-	15,8	22,5	425	22	4	325	2950	180	50	2510x2350x1010
HC291 E5	-	17,9	24,7	425	22	4	325	3090	180	50	2510x2350x1040
HC291 E6	-	20,1	26,9	425	22	4	325	3215	180	50	2510x2350x1060
HC291 E7	-	22,4	26,9	425	22	4	325	3330	180	50	2510x2350x1060
HC291 E8	-	24,7	26,9	425	22	4	325	3430	180	50	2510x2350x1180
HC291 E6 J4	-	26,1	30,9	425	22	4	325	3790	180	50	2510x2795x1190
HC331 E1	31,2	9,9	15,8	397	25	4	300	3050	160	45	2540x2355x1170
HC331 E2	-	11,8	18,1	397	25	4	300	3280	160	45	2540x2355x1170
HC331 E3	-	13,8	20,4	397	25	4	300	3500	160	45	2540x2355x1170
HC331 E4	-	15,8	22,7	397	25	4	300	3730	160	45	2540x2355x1170
HC331 E5	-	18,1	24,8	397	25	4	300	3900	160	45	2540x2355x1170
HC331 E6	-	20,4	24,8	397	25	4	300	4060	160	45	2540x2405x1170
HC331 E7	-	22,7	24,8	397	25	4	300	4180	160	45	2540x2490x1300
HC331 E8	-	25,0	27,4	397	25	4	300	4300	160	45	2540x2550x1300
HC331 E4 J4	-	25,7	27,5	397	30	4	290	4570	160	45	2540x2626x1330
HC331 E5 J4	-	28,0	29,8	397	30	4	290	4740	160	45	2545x2626x1330
HC361 E1	32,4	9,9	15,8	397	25	4	310	3050	160	45	2540x2355x1170
HC361 E2	-	11,8	18,1	397	25	4	310	3280	160	45	2540x2355x1170
HC361 E3	-	13,8	20,4	397	25	4	310	3500	160	45	2540x2355x1170
HC361 E4	-	15,8	22,7	397	25	4	310	3730	160	45	2540x2355x1170
HC361 E5	-	18,1	24,8	397	25	4	310	3900	160	45	2540x2355x1170
HC361 E6	-	20,4	24,8	397	25	4	310	4060	160	45	2540x2405x1170
HC361 E7	-	22,7	24,8	397	25	4	310	4180	160	45	2540x2490x1300
HC361 E8	-	25,0	27,4	397	25	4	310	4300	160	45	2540x2550x1300
HC361 E4 J4	-	25,7	27,5	397	30	4	310	4570	160	45	2540x2626x1330
HC361 E5 J4	-	28,0	29,8	397	30	4	310	4740	160	45	2545x2626x1330
HC501 E1	45,0	12,1	-	400	25	4	315	4040	210	80	2505x2460x1275
HC501 E2	-	14,1	20,3	400	25	4	315	4290	210	80	2505x2460x1275
HC501 E4	-	16,1	22,5	400	25	4	315	4570	210	80	2505x2460x1275
HC501 E5	-	18,2	24,7	400	25	4	315	4810	210	80	2505x2460x1285
HC501 E6	-	20,3	27,0	400	25	4	315	5010	210	80	2505x2460x1285
HC501 E7	-	22,5	27,0	400	25	4	315	5200	210	80	2505x2460x1400
HC501 E8	-	24,7	27,0	400	25	4	315	5380	210	80	2510x2484x1400
HC501 E6 J4	-	30,1	32,0	400	25	4	315	5880	210	80	2515x2725x1470
HC801 E2	74,0	12,1	-	Endless	40	4	315	6350	280	100	2530x2450x1610
HC801 E4	-	16,0	-	Endless	40	4	315	7000	280	100	2530x2450x1610
HC801 E6	-	20,2	36,5	Endless	50	4	315	7600	280	100	2530x2450x1770
HC801 E8	-	24,1	31,0	Endless	50	4	315	8150	280	100	2530x2950x1795
HC801 E10	-	28,7	31,0	Endless	60	4	315	8550	280	100	2530x2610x1795
HC801 E6 J6	-	33,6	35,6	Endless	60	4	315	9100	280	100	2530x2800x1900
HC801 E8 J4	-	34,0	35,8	Endless	60	4	315	9000	280	100	2545x2873x1900

E = Number of hydraulic extensions - E3 = three extensions - J = Jib

www.hyvacrane.com
www.hyva.com

HC SERIES

HYVA CRANE

HYVA Holding B.V.
Antonie van Leeuwenhoekweg 37
2408 AK Alphen aan den Rijn
The Netherlands
Telephone: (31)172 - 42 35 55
Telefax: (31)172 - 43 31 96
info@hyva.com

Dealer:

Data, descriptions, and illustrations pertain only and uniquely to models sold at the time of printing of this brochure. After the date of printing, this information is purely indicative and not binding upon HYVA. Future modifications are solely at the discretion of HYVA and are always in conformance with applicable and pertinent safety standards. To obtain updated data, descriptions, and illustrations, contact the manufacturer or your vendor. Cranes manufactured and/or marketed by HYVA. HYVA is not responsible for the special applications depicted. Crane applications and accessories described herein are only examples. Some applications and equipment shown may not be approved for use in EU countries or other areas. It is the installer's responsibility to ensure that the crane is applied correctly, and that its application, installation, and accessories maintain safety and comply with all local laws.

DATE OF PRINTING: 01/09/2014 REV. 2

TRUCK MOUNTED CRANES
HC SERIES



HYVA CRANE

www.hyva.com

STANDARD

- Radio remote control (HC181X-221X-501X-801X)
- Continuous slewing (HC801X)
- 2 planetary gear reduction motors (HC801X)
- Sliding pads on telescopic extensions
- Mechanical rotation limitation (CE) (No with HZXL or HCRS system)
- Load limiting device (1)
- Hexagonal section extensions
- Independent extension cylinders
- Hydraulic extensible stabilizers (NO HC101-151)
- Manually extensible stabilizers (HC101-151)
- Manually turning stabilizers (HC181X-221X)
- Flanged valves
- Designed in accordance with: EN12999-DIN15018
- Fatigue test classification: B3
- Oil tank
- Light indicator for correct stabilizer stowing (CE)
- Proportional inclination sensor on second boom
- Proportional pressure transducer on main cylinder
- Sensor for correct stowing of the crane (CE)
- 90%-100% light visible from all around the crane (HC181X-221X-501X-801X) (2)
- Automatic rotating stabilizers (HC801X)
- Swivel stabilizer foot
- Fittings SAE-JIC
- Self-lubricating bushings
- High pressure filter (NO HC101-331)

ACCESSORIES

- Radio Remote Control (HC101-151-241-331-361)
- Assembly kit
- 3rd planetary gear reduction motor (Only HC801X)
- Manually turning stabilizers (NO HC101-151-181X-221X-501X-801X) (3)
- Hydraulic extensible stabilizers (HC101-151)
- Manually extensible stabilizers (HC101-151)
- Hydraulic extra extensible stabilizers (HC101-151-181X-221X-241-501X)
- Integral base (Only HC801X)
- Automatic one-shot lubrication (Only HC801X)
- One-shot lubrication
- Supplementary elements activations (Not in all models' versions)
- Winch
- Manual extensions
- Automatic and turning stabilizers (HC241-291-331-361-501X)
- Oil cooler
- Top seat
- Operator Full Protection
- Extra cross beams
- " Green " oil

(1) HC101 (CE or with radio remote control)
(2) HC101-151-241-331-361 (CE or with radioremote control)
(3) HC241-331-361 (NO CE only)

HYVA CRANE
HC SERIES

HC101 E1	kg	9990*	3785	2490	1725	1260	900	630
	m	1.00	2.60	3.93	5.68	7.57	9.46	11.35
HC101 E2	kg	9610*	3600	2390	1640	1160	900	630	450
	m	1.00	2.60	4.02	5.77	7.67	9.46	11.35	13.30
HC101 E3	kg	9370*	3600	2280	1580	1160	880	630	450
	m	1.00	2.60	4.11	5.86	7.66	9.46	11.35	12.30
HC101 E4	kg	8250*	3550	1960	1305	955	750	605	430
	m	1.00	2.60	4.20	5.95	7.75	9.55	11.35	13.30
HC101 E5 Jib 2	kg					610	425	350	260
	m					11.70	13.30	14.95	15.75

LAS

HC151 E1	kg	13070*	4850	3205	2230	1300	940	730	
	m	1.00	2.63	4.36	6.24	8.28	10.36	12.50	
HC151 E2	kg	13500*	4950	3005	2080	1570	945	730	500
	m	1.00	2.63	4.45	6.33	8.28	10.36	12.50	14.59
HC151 E3	kg	13070*	4500	2885	1945	1440	1145	730	500	360
	m	1.00	2.63	4.53	6.41	8.36	10.36	12.50	14.59	16.57
HC151 E4	kg	12370*	4400	2750	1925	1320	1040	850	500	360	250
	m	1.00	2.63	4.62	6.50	8.45	10.45	12.50	14.59	16.57	18.66
HC151 E5	kg	12590*	4250	2630	1775	1235	845	760	650	360	250
	m	1.00	2.63	4.71	6.59	8.54	10.54	12.59	14.59	16.57	18.66
HC151 E4 Jib 2	kg						555	455	355	270
	m						14.75	16.08	17.41	18.85

EES LCS LAS

HC181X E1	kg	19590*	5650	3720	2590	1770	1270	945	715	
	m	1.00	2.70	4.27	6.15	8.10	10.24	12.33	14.47	
HC181X E2	kg	19160*	5480	3470	2390	1815	1280	945	715	
	m	1.00	2.70	4.37	6.25	8.20	10.24	12.33	14.47	
HC181X E3	kg	14470*	5150	3245	2200	1640	1315	945	710	545
	m	1.00	2.70	4.46	6.34	8.29	10.24	12.33	14.47	16.55
HC181X E4	kg	14040*	5000	3085	2082	1510	1190	885	710	545	405
	m	1.00	2.70	4.55	6.43	8.38	10.33	12.33	14.47	16.55	18.58
HC181X E5	kg	13640*	4850	2940	1940	1390	1070	870	735	545	400	240
	m	1.00	2.70	4.64	6.52	8.47	10.42	12.42	14.47	16.55	18.58	20.66
HC181X E6	kg	12990*	4700	2815	1835	1315	970	775	645	545	400	240
	m	1.00	2.70	4.72	6.60	8.55	10.50	12.50	14.55	16.55	18.58	20.66
HC181X E7 Jib 3	kg					645	555	495	445	290
	m					13.00	14.58	16.17	17.70	19.38
HC181X E8 Jib 2	kg					460	405	365	300	255
	m					15.00	16.58	18.12	19.80	21.53
HC181X E4 Jib 3	kg					405	350	310	280	230
	m					15.10	16.68	18.22	19.80	21.53

*) Theoretical lifting capacity

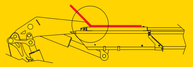

Second boom with negative angle in order to simplify operations in difficult access conditions.

HYVA® CRANE
HC SERIES

HC221X E1	kg	19810*	8385	4480	3145						
	m	1.00	2.35	4.35	6.30						
HC221X E2	kg	19990*	8320	4350	2980	2279					
	m	1.00	2.35	4.47	6.34	8.21					
HC221X E3	kg	18860*	8100	4190	2835	2125	1700	1310	1000	760	
	m	1.00	2.35	4.50	6.37	8.24	10.19	12.12	14.21	16.30	
HC221X E4	kg	18300*	7860	4065	2710	1995	1565	1310	1000	760	565
	m	1.00	2.35	4.48	6.35	8.22	10.17	12.12	14.21	16.30	18.40
HC221X E5	kg	17780*	7660	3890	2565	1889	1445	1165	1000	760	565	405
	m	1.00	2.35	4.57	6.44	8.31	10.26	12.21	14.21	16.30	18.40	20.50
HC221X E6	kg	17390*	7475	3740	2435	1755	1320	1050	860	760	565	405	345
	m	1.00	2.35	4.65	6.52	8.40	10.35	12.30	14.30	16.30	18.40	20.50	22.60
HC221X E7	kg	16950*	7285	3560	2300	1625	1200	930	755	640	565	405	345
	m	1.00	2.35	4.76	6.63	8.50	10.45	12.40	14.40	16.40	18.40	20.50	22.60
HC221X E8	kg	16610*	7120	3425	2100	1520	1110	855	655	540	480	405	345
	m	1.00	2.35	4.85	6.73	8.60	10.55	12.50	14.50	16.50	18.50	20.50	22.60
HC221X E4 Jib 3	kg					495	425	370	325	235	175
	m					15.10	16.80	18.50	20.30	22.20	24.00
HC221X E5 Jib 2	kg					440	395	350	280	
	m					19.00	20.35	21.65	23.40	

EES SDS TCU LCS LAS

HC241 E1	kg	21390*	9265	4840	3450					
	m	1.00	2.35	4.25	6.20					
HC241 E2	kg	20860*	9150	4640	3275	2569				
	m	1.00	2.35	4.37	6.24	8.11				
HC241 E3	kg	19610*	8985	4525	3135	2400	1955	1520	1180	905
	m	1.00	2.35	4.40	6.27	8.14	10.09	12.02	14.11	16.20
HC241 E4	kg	18540*	8745	4410	2975	2260	1805	1520	1180	905	670
	m	1.00	2.35	4.38	6.25	8.12	10.07	12.02	14.11	16.20	18.30
HC241 E5	kg	18840*	8515	4215	2825	2105	1650	1365	1180	905	670	500
	m	1.00	2.35	4.47	6.34	8.21	10.16	12.11	14.11	16.20	18.30	20.40
HC241 E6	kg	18540*	8300	4050	2672	1940	1505	1215	1045	905	670	500	405
	m	1.00	2.35	4.55	6.42	8.30	10.25	12.20	14.20	16.20	18.30	20.40	22.50
HC241 E7	kg	18080*	8190	3880	2550	1830	1385	1105	915	770	670	500	405
	m	1.00	2.35	4.66	6.53	8.40	10.35	12.30	14.30	16.30	18.30	20.40	22.50
HC241 E8	kg	17690*	8010	3730	2445	1725	1295	1055	810	685	565	500	405
	m	1.00	2.35	4.75	6.63	8.50	10.45	12.40	14.40	16.40	18.40	20.40	22.50
HC241 E4 Jib 2	kg					640	560	500	380	300	200
	m					15.00	16.70	18.40	20.20	22.10	23.90
HC241 E5 Jib 3	kg					570	490	425	380	300	200
	m					15.00	16.70	18.40	20.20	22.10	23.90
HC241 E6 Jib 2	kg					520	480	430	350		
	m					18.90	20.25	21.75	23.30		

*) Theoretical lifting capacity

LAS
Liftrod Articulating System

Only HC 801

EES Extra Extension Speed
A special regenerative valve re-uses oil during extension, ensuring an incredibly high speed without compromising the safe operation of the crane.

SDS Smooth Descent System
This system compensates for boom oscillation, ensuring smooth movement of the load.

TCU Total Control Unit
TCU is a monitoring system designed by Hyva Crane to control all aspects of crane operation, including control of accessories. A display shows the user the state of the crane and easy on-board diagnostics allow the technician and dealer to inspect the activities of the crane.

LCS Lift Control System
Lift Control System increases the capacity of the crane up to 10% by reducing the speed when the crane is near its maximum lifting capacity.

LAS Liftrod Articulating System
Thanks to the connecting rods the lifting capacity of the crane is constant in all boom positions.

HC291 E2	kg	27710*	11390	6000	4165	3190	2415	1890	1470			
	m	1.00	2.40	4.51	6.58	8.25	10.23	12.30	14.36			
HC291 E3	kg	27390*	11270	5940	4035	3040	2415	1890	1470	1195		
	m	1.00	2.40	4.56	6.43	8.30	10.25	12.30	14.38	16.57		
HC291 E4	kg	26150*	10880	5735	3885	2900	2285	1890	1470	1155	895	
	m	1.00	2.40	4.66	6.43	8.30	10.25	12.30	14.38	16.57	18.86	
HC291 E5	kg	25810*	10670	5615	3710	2740	2125	1750	1470	1155	895	705
	m	1.00	2.40	4.84	6.51	8.38	10.33	12.28	14.38	16.57	18.86	21.14
HC291 E6	kg	25260*	10510	5340	3570	2610	2010	1630	1345	1155	895	705	565
	m	1.00	2.40	4.73	6.60	8.47	10.42	12.37	14.47	16.57	18.86	21.14	23.33
HC291 E7	kg	24800*	10310	5145	3410	2465	1880	1500	1225	1035	895	705	565
	m	1.00	2.40	4.82	6.69	8.56	10.51	12.46	14.56	16.66	18.86	21.14	23.33
HC291 E8	kg	24340*	10140	4965	3275	2345	1770	1390	1125	935	805	705	565
	m	1.00	2.40	4.90	6.77	8.64	10.59	12.54	14.64	16.74	18.84	21.14	23.33
HC291 E6 Jib 4	kg						475	410	375	345	315	245
	m						19.65	21.25	22.80	24.19	25.70	27.50

EES SDS TCU LCS LAS

HC331 E1	kg	31200*	11930	7770	5430	3900	2815	2115				
	m	1.00	2.52	3.98	5.75	7.50	9.60	11.69				
HC331 E2	kg	30290*	11605	7610	5170	3900	2815	2115	1600			
	m	1.00	2.52	3.98	5.75	7.60	9.60	11.69	13.98			
HC331 E3	kg	29600*	11320	7400	5013	3715	2895	2115	1600	1220		
	m	1.00	2.52	4.00	5.75	7.60	9.60	11.70	14.00	16.30		
HC331 E4	kg	29010*	11010	7075	4765	3495	2690	2195	1600	1220	960	
	m	1.00	2.52	4.10	5.85	7.70	9.70	11.70	14.00	16.30	18.65	
HC331 E5	kg	28500*	10700	6780	4505	3300	2610	2030	1680	1220	960	785
	m	1.00	2.52	4.20	5.95	7.80	9.80	11.80	14.00	16.30	18.65	20.75
HC331 E6	kg	27860*	10450	6540	4335	3125	2345	1860	1520	1295	960	785
	m	1.00	2.52	4.25	6.10	7.90	9.90	11.90	14.10	16.30	18.65	20.75
HC331 E7	kg	27210*	10190	6180	4120	2910	2200	1710	1375	1150	1005	785
	m	1.00	2.52	4.40	6.20	8.10	10.10	12.10	14.20	16.50	18.65	20.75
HC331 E8	kg	26780*	10145	5960	3900	2785	2035	1585	1255	1035	885	785	400
	m	1.00	2.52	4.50	6.30	8.20	10.20	12.20	14.40	16.60	18.80	20.96	23.40
HC331 E4 Jib 4	kg					1000	845	815	655	605	430
	m					16.60	18.30	18.10	19.80	21.00	23.40
HC331 E5 Jib 4	kg					705	605	525	460	420	330
	m					16.80	18.50	20.25	22.00	23.80	25.70

EES SDS TCU LCS LAS

HC361 E1	kg	32400*	12340	7980	5650	4060	3070	2355					
	m	1.00	2.52	3.98	5.75	7.55	9.60	11.69					
HC361 E2	kg	31120*	11930	7820	5370	4080	3070	2355	1825				
	m	1.00	2.52	3.98	5.75	7.60	9.60	11.69	13.98				
HC361 E3	kg	30400*	11605	7600	5200	3900	3070	2355	1825	1425			
	m	1.00	2.52	4.00	5.75	7.60	9.60	11.70	14.00	16.30			
HC361 E4	kg	29830*	11320	7275	4950	3670	2840	2355	1805	1425	1120		
	m	1.00	2.52	4.10	5.85	7.70	9.70	11.70	14.00	16.30	18.65		
HC361 E5	kg	29300*	11010	6875	4730	3465	2660	2175	1825	1425	1120	885	
	m	1.00	2.52	4.20	5.95	7.80	9.80	11.80	14.00	16.30	18.65	20.75	

*) Theoretical lifting capacity

GENERATION Radio Remote Control

Multifunction radio control

(No CE)*

- Multifunction remote control
- Protected against radio interference
- Move around the truck freely

Pressure compensated control valve: HAWE PLS2 (On HC101- HC151)

CAN-BUS (CE)*

Pressure compensated control valve: SAUER DANFOSS PVG32

The operator can control the crane with high precision proportional levers in every position and, doing so, can supervise the loading and unloading operations. That means a great time saving and a higher safety.

*) Model HC801X is standard equipped with CAN-BUS radio remote control on both CE and NO CE versions.

Stability control systems (CE)

HXL System

The **TCU** checks the positions of the stabilizers beams, monitoring for two possible positions: beam fully open, beam not fully open. Depending on the position of the beams and the stabilizers, the crane's lifting capacity changes according to the setting made by the installer. This allows the operator to use the crane even with a beam partially or fully retracted without having stability problems.

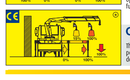

Optional HRCS

The Rotation Control Sensor constantly checks the slewing position of the crane and limits the lifting capacity depending on the beams' and the stabilizers' positions.

H2XL System

The **TCU** checks the positions of the stabilizers and divides the working area into 4 slewing sectors: over the cabin, right side, left side and the rear of the vehicle. Depending on the position of the beams and the stabilizers, the crane's lifting capacity changes according to the settings made by the installer. This allows the operator to use the crane even with a beam partially or fully retracted without having stability problems.

HPES The **HPES** (Proportional Encoder Sensor) recognizes 3 positions of the stabilizers' beams: fully open, half extended, fully closed.

HRCS The **HRCS** (Rotation Control Sensor) recognizes 4 slewing sectors: over the cabin, right side, left side, to the rear of the vehicle.

*The **CAN-BUS** radio-control allows the operator to know the positions of the stabilizers and the loading conditions of the crane.*

With manual opening stabilizers, the H2XL System only recognizes completely open or completely closed beam positions.

The percentages present in the pictures are merely examples and they have no bearing on the cranes' real lifting capacities. The cranes' real lifting capacities will depend on truck's stability.

HC361 E6	kg	29600*	10703	6730	4510	3280	2485	2000	1650	1425	1120	885
	m	1.00	2.52	4.25	6.10	7.90	9.90	11.90	14.10	16.30	18.65	20.75
HC361 E7	kg	28500*	10500	6373	4290	3125	2345	1850	1520	1275	1120	885
	m	1.00	2.52	4.40	6.20	8.10	10.10	12.10	14.30	16.50	18.65	20.75
HC361 E8	kg	27390*	10402	6130	4095	2925	2170	1705	1365	1140	990	885	410
	m	1.00	2.52	4.50	6.30	8.20	10.20	12.20	14.40	16.60	18.80	20.96	23.40
HC361 E4 Jib 4	kg					1175	1020	890	805	705	490
	m					14.60	16.30	18.10	19.80	21.00	23.40
HC361 E5 Jib 4	kg					785	660	585	510	470	360
	m					16.80	18.50	20.20	22.00	23.80	25.70

EES SDS TCU LCS LAS

HC501X E2	kg	19890*	20685*	10735	7580	5805							
	m	1.00	1.95	4.12	5.90	7.75							
HC501X E3	kg	19490*	20255*	10240	7260	5515	4425	3460	2735	2195			
	m	1.00	1.95	4.23	6.00	7.85	9.80	11.80	13.90	16.00			
HC501X E4	kg	19120*	19850*	9830	6940	5220	4160	3460	2735	2195	1745		
	m	1.00	1.95	4.35	6.10	7.95	9.90	11.80	13.90	16.00	18.20		
HC501X E5	kg	18910*	19490*	9630	6710	5000	3965	3410	2735	2195	1745	1380	
	m	1.00	1.95	4.45	6.10	7.95	9.90	11.80	13.90	16.00	18.20	20.40	
HC501X E6	kg	18460*	19040*	9325	6450	4765	3700	3015	2525	2195	1745	1380	1055
	m	1.00	1.95	4.40	6.15	8.00	9.90	11.90	13.90	16.00	18.20	20.40	22.60
HC501X E7	kg	18000*	18610*	9125	6245	4585	3485	2905	2505	1990	1745	1380	1055
	m	1.00	1.95	4.40	6.15	8.00	9.90	11.90	13.90	16.00	18.20	20.40	22.60
HC501X E8	kg	18000*	20250*	8770	5985	4300	3300	2810	2115	1800	1655	1380	1055
	m	1.00	1.95	4.50	6.25	8.10	10.00	12.00	14.00	16.10	18.20	20.40	22.60
HC501X E6 Jib 4	kg						980	855	765	705	655	480
	m						18.60	20.30	22.20	24.00	25.80	27.70

EES SDS TCU LCS LAS

HC801X E2	kg	24600*											
	m	3.00											
HC801X E4	kg	23430*	17940	12830	9800								
	m	3.00	4.12	5.85	7.55								
HC801X E6	kg	22570*	17035	12015	9050	7155	5920						
	m	3.00	4.12	5.85	7.85	9.55	11.45						
HC801X E8	kg	22570*	16855	11160	8355	6480	5645	3845	3001	2600	1950		
	m	3.00	4.27	6.00	7.77	9.70	11.60	13.60	15.60	17.60	19.60	22.00	
HC801X E10	kg	21980*	16440	10905	7945	6020	4970	3800	3020	2600	1950	1780	1360
	m	3.00	4.27	6.00	7.77	9.70	11.60	13.60	15.60	17.60	19.60	22.00	24.15	26.50
HC801X E6 Jib 6	kg	21780*	14350	9955	7270	5935	4270	3550	2955	2515	2255	1950	1780	1310
	m	3.00	4.50	6.25	8.05	10.00	11.80	13.80	15.80	17.80	19.80	22.00	24.15	26.50
HC801X E8 Jib 4	kg					1115	1010	1370	1245	1135	1045	925	630
	m					18.80	20.40	22.05	23.75	25.40	27.20	29.00	30.70
HC801X E8 Jib 4	kg					960	860	780	715	660	555
	m					22.20	23.90	25.60	27.40	29.20	31.10

*) Theoretical lifting capacity

Models	HXL	H2XL
HC 101	●	X
HC 151	●	X
HC 181X	●	X
HC 221X	●	X
HC 241	●	X
HC 291	●	● X
HC 331	●	● X
HC 361	●	● X
HC 501X	●	● X
HC 801X	●	● X

Stability control systems (CE)

● Manual X Radio Version

HYVA CRANE